



PERFORMANCE MADE EASY

REAL-TIME PCR



MyGo | Pro

The MyGo Pro provides unmatched performance in a convenient format. Novel Full Spectrum Optics deliver 120 optical channels of fluorescence data from every tube for exceptional multiplex PCR. High performance Peltier elements, combined with solid silver blocks, provide both speed and proven world-leading thermal uniformity.

Performance made easy...



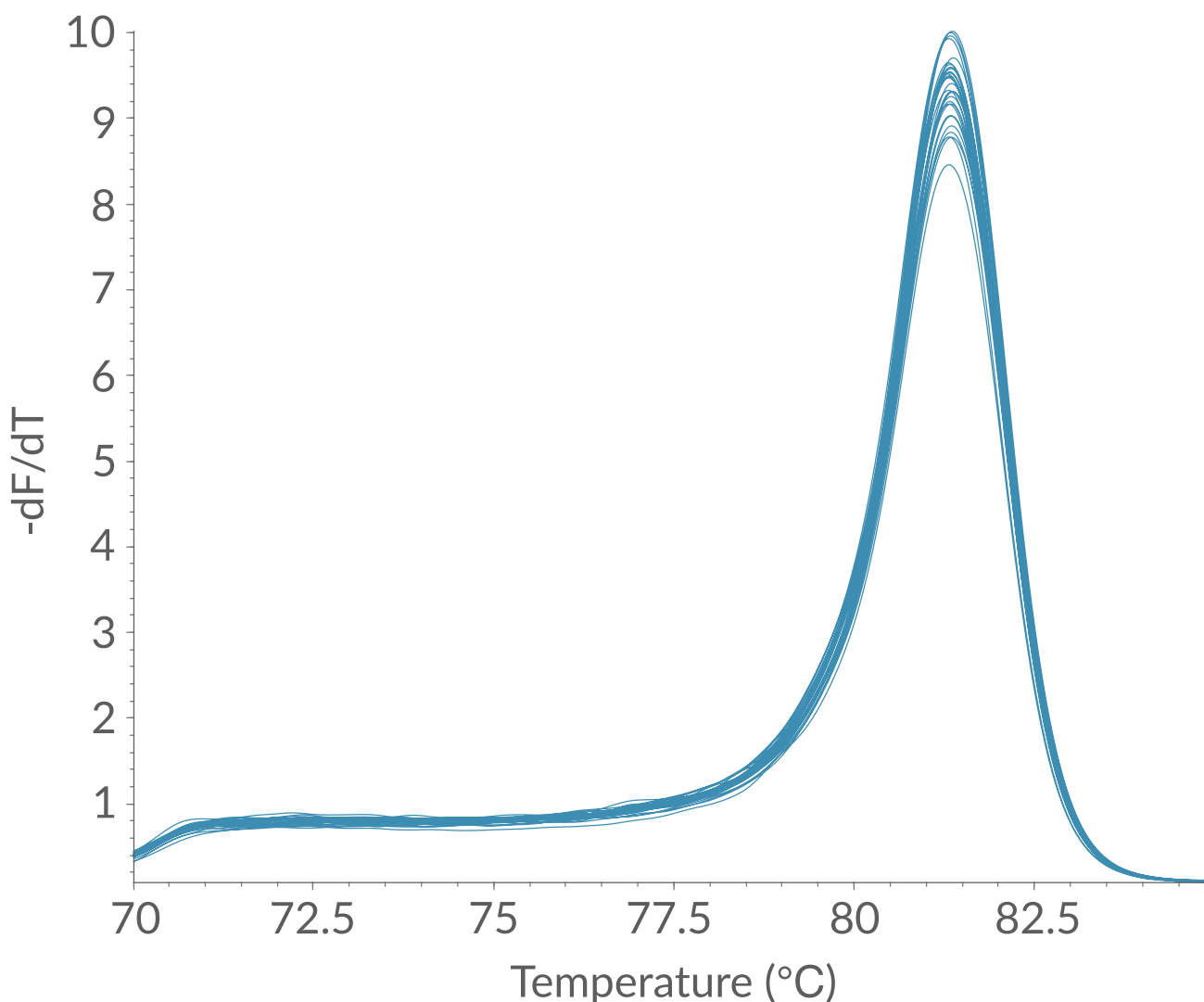
PRECISION AND PERFORMANCE



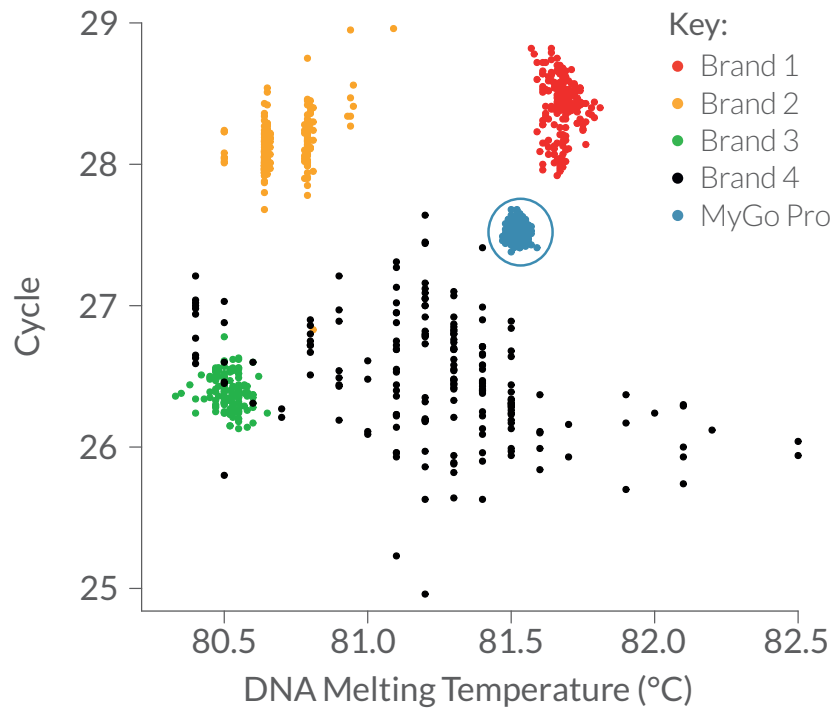
The MyGo Pro demonstrates superior intra-run and inter-run analytical precision in DNA quantification and melting point analysis.

Users can now address biological phenomena with subtle effects on gene expression, or pathogen levels, for example discriminating 10% differences in transcript concentrations.

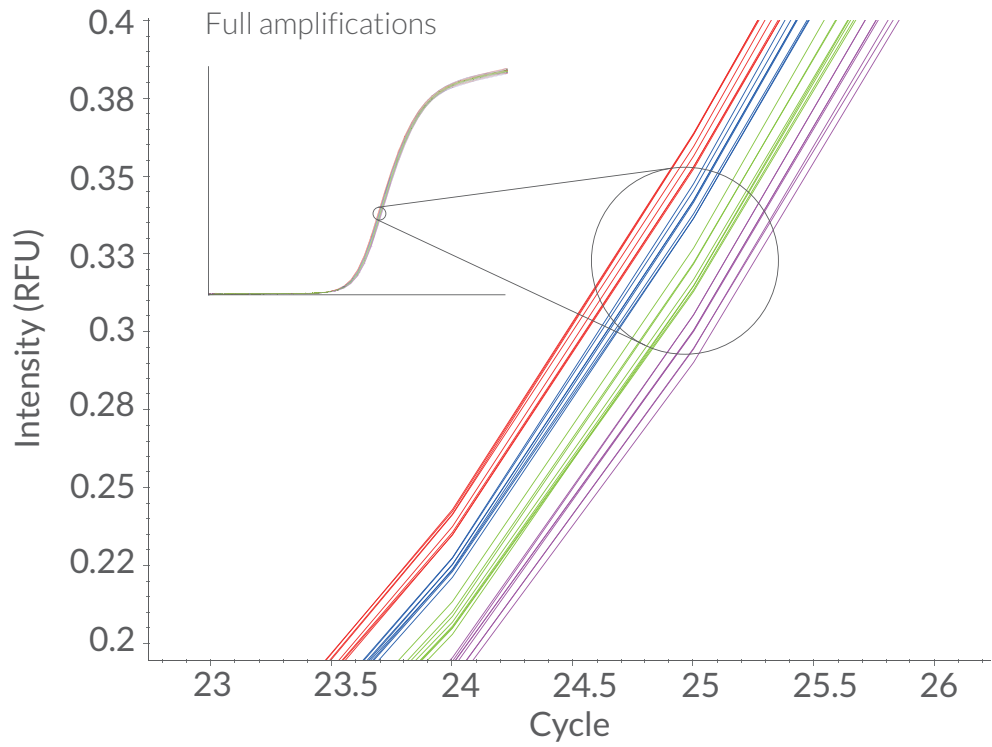
For users performing HRM based analysis of genetic variants, the combination of thermal control, optical data quality and HRM data analysis of the MyGo Pro system provide compelling functionality. The system can discriminate all classes of SNP, including Class 4 SNPs via HRM.



32 replicate reactions,
amplified and melted,
standard deviation of T_m
0.020°C. Input template
10,000 copies of viral DNA



192 replicate PCRs performed in each of five different qPCR systems, including the MyGo Pro (circled).



8 replicate PCR amplifications from 5ng (red), 4.5ng (blue), 4.05ng (green) and 3.65ng (purple) of human cDNA.

MULTIPLEX WITH FULL SPECTRUM OPTICS

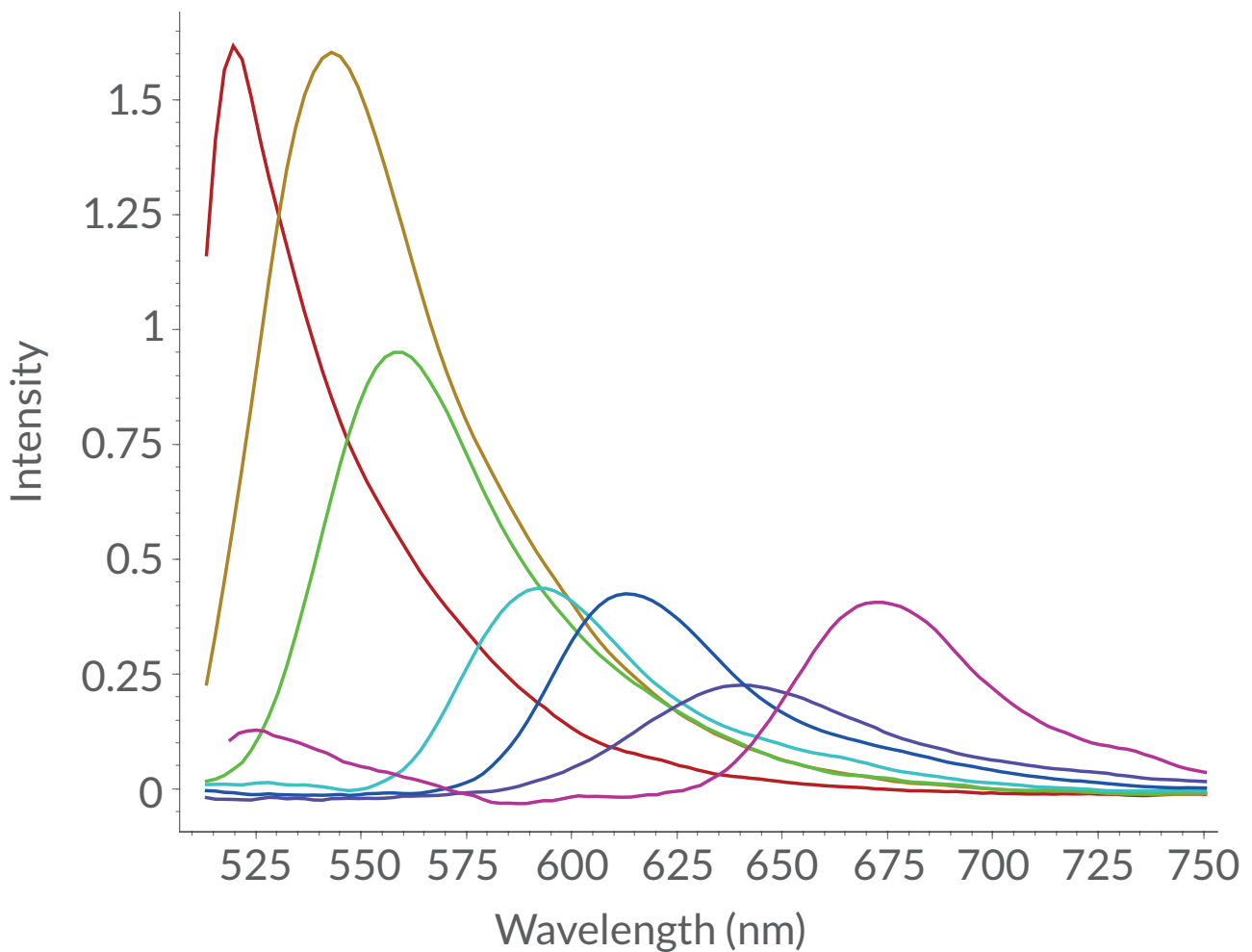
Novel Full Spectrum Optics provide 120 channels of wavelength dependent optical data from every well every time. No other qPCR system offers this number of optical channels.

7

different targets in a single reaction

Full Spectrum Optics, combined with advanced matrix deconvolution technology, enable the simultaneous analysis of at least 7 different targets in a single reaction, each monitored with a different colour of fluorescent label.

The MyGo Pro comes pre-calibrated for 20 different fluorescent labels, and the software enables users to use any dye with an emission maximum between 510nm and 750nm. No other qPCR system provides the user with this level of flexibility.



Fluorescence emission of 7 different hydrolysis probes acquired during qPCR

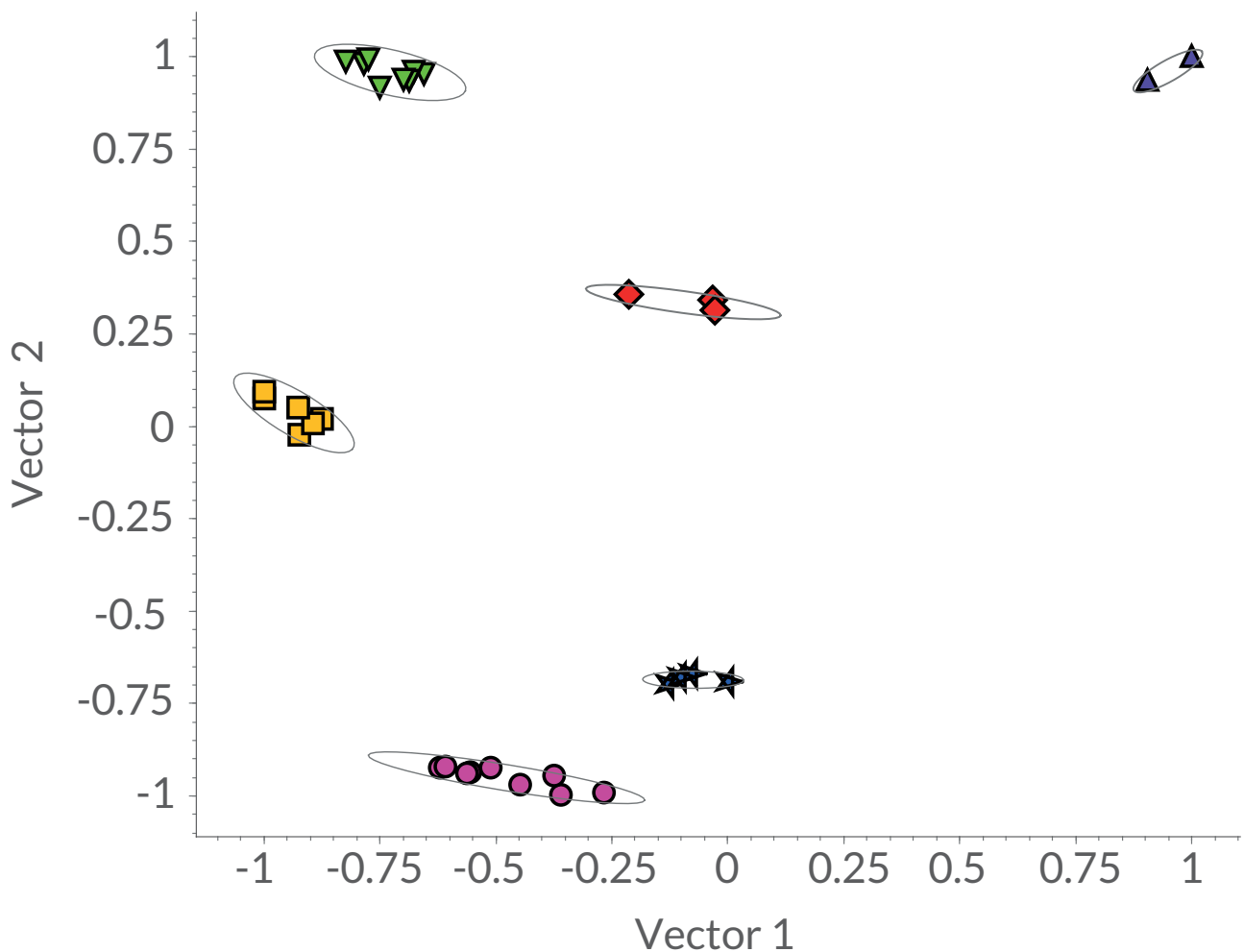
EASY ANALYSIS



The MyGo Pro system comes with easy-to-use software, and robust, high performance algorithms provide accurate results from complex data.

Automated analysis of complex HRM data makes this powerful technique more accessible to non-experts, and minimises operator-dependent variability in data analysis.

Automated report generation makes life easier for service providers, and users operating within GLP quality systems.



32 human DNA samples classified into 6 different genotypes by automatic clustering of HRM data.



extended warranty

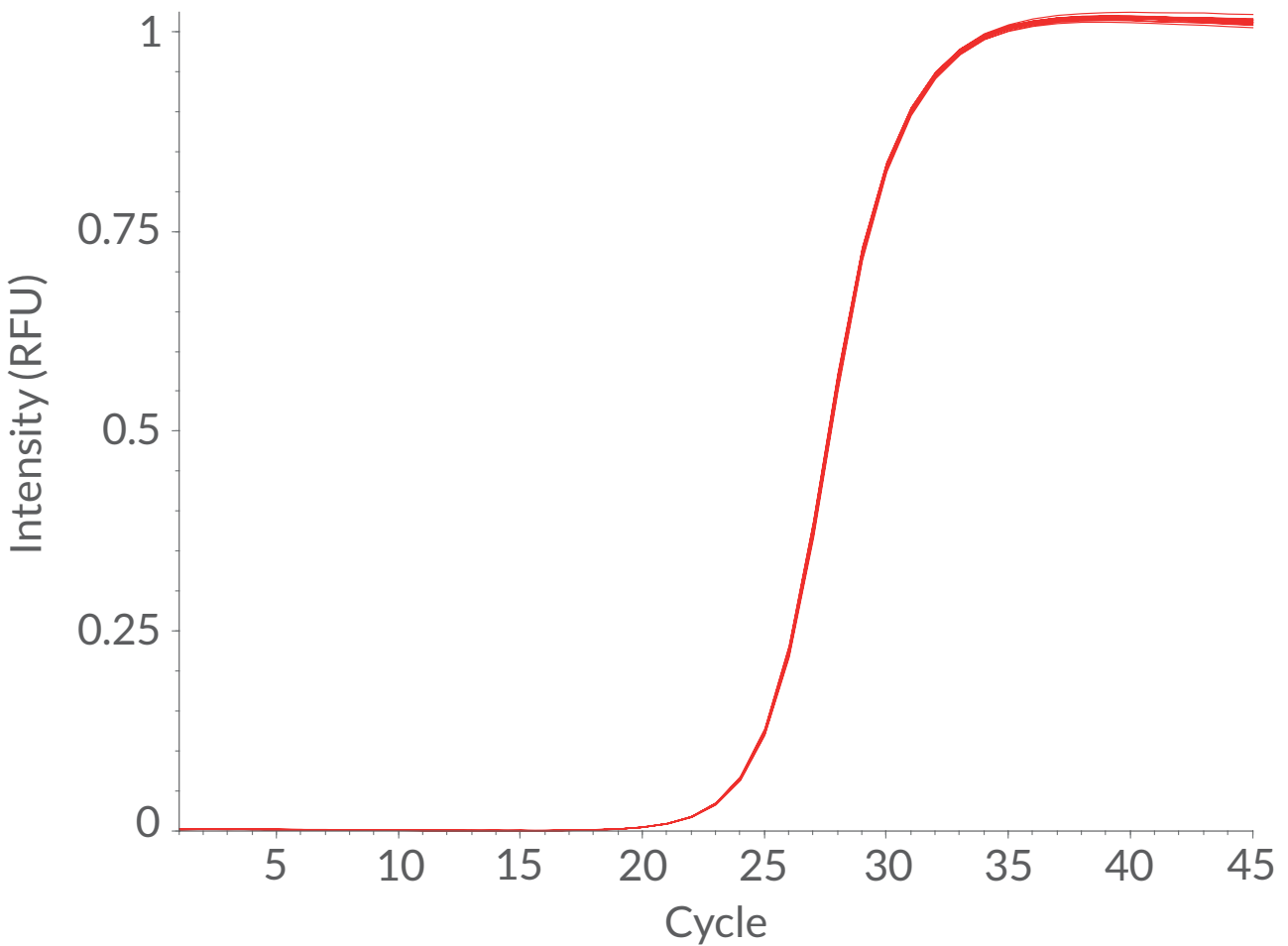
RELIABILITY

The MyGo Pro has been designed to last, with very few moving parts, made and tested to exacting standards. The result is a highly reliable instrument, which comes with the option of a 5 year extended warranty.



SPEED

With heating rates of 5°C per second and cooling rates of 4°C per second the MyGo Pro is one of the fastest systems available. No other system matches this speed with convenient-to-use disposables. The system demonstrates excellent quantitative precision and speed, with 45 cycles of PCR in 33 minutes. Typical qPCR systems take much longer than this to deliver results.



16 replicate PCR amplifications performed in 33 minutes. 45 cycles of 95°C (10 seconds), 55°C (10 seconds). Input template 10,000 copies of viral DNA. Average Cq 23.9, standard deviation 0.028 cycles.



[] MyGo | Pro



COMPATIBILITY



The MyGo Pro software can be installed on Mac OS X, Windows and Linux operating systems. Use your computer and your choice of operating system.

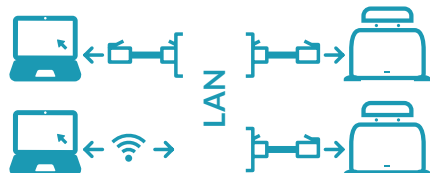
CONNECTIVITY

The MyGo Pro software does not require a dedicated computer, so users do not need to find the space, or money, for an additional computer to run the system. In addition, the software enables the user to control multiple instruments, and simultaneously analyse multiple runs, with one computer.

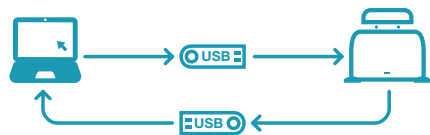
MyGo Pro Connection Modes



1. Direct network connection



2. Local area network connection



3. USB drive connection

SPECIFICATION

Dimensions	W 25cm x D 27cm x H 23cm	Fluorescence	
Weight	7kg	Excitation	500nm (blue LED)
Operating noise	<40 db(A)	Detection	510 to 750nm (CMOS array)
Electrical		Channels	120 optical channels
Voltage	100 - 240V AC \pm 10%	PCR	
Frequency	50-60Hz \pm 10%	Sensitivity	Single copy detection
Power	170W	Dynamic range	9-log
Number of reactions	32	Precision	1.1 fold discrimination
Format	0.1ml tubes / 8-tube strips	Factory calibrated dyes	SYBR Green I, ResoLight, FAM, VIC, HEX, Yellow 555, Red 610, TexasRed, Cy5, CAL 540, CAL 560, CAL 590, CAL 610, CAL 635, JOE, Pulsar 650, Quasar 570, Quasar 670, Quasar 705, ROX, TAMRA, TET
Reaction volume	10 - 100 μ l	User chosen custom dyes	Yes
Temperature control		Supported assay formats	Intercalating dyes (e.g. SYBR Green I), Hydrolysis Probes, Molecular Beacons, SimpleProbes, HybProbes
Method	Peltier	Connection options	LAN, Direct connection to computer (RJ45), PC-free (USB stick)
Range	37-99°C		
Speed	5°C/s heating, 4°C/s cooling		
Resolution	0.01°C		
Uniformity	0.05°C (SD)		
Accuracy	\pm 0.25°C		
Run time	< 40 minutes		

All trademarks are the property of their respective owners. Design and specifications are subject to change without notice.



 **MyGo** | Pro

www.mygopcr.com

